

↕ IRION LANCER JUMBO

bulmor
strong sideloader solutions



Sideloader DQ 160-180

Technical
Information

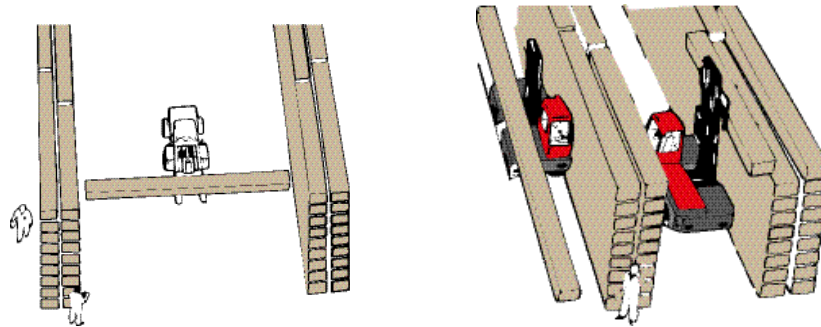




Sideloaders lifting 16-18 tons

Designed for heavy loading due to its solid steering axle and centrepiece construction.

The big wheels, the high-performance drive and the exceptionally solid lift mast ensure power reserves when it comes to extraordinary applications. This machine category easily, comfortably and safely handles loads up to 18 tons. They are characterised by their high availability and excellent durability.




FACTS

Lifting capacity	16 to 18 tons
Engine	diesel
Drive	hydrostatic
platform height	1.650 mm*
Platform widths	from 1.100 mm
Lifting heights	up to 8.000 mm


* with wooden platform



Intended front wheel for narrow turning radius with maximum steering angle



Solid lifting mast

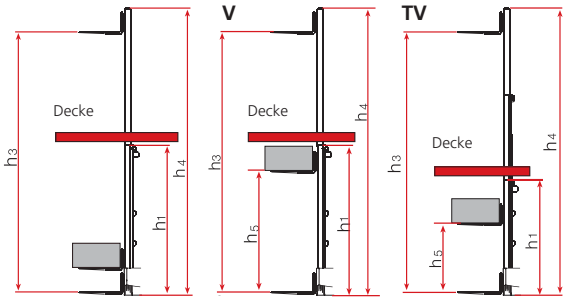


Big service flaps for easy maintainability

Sideloader DQ 160-180

Mast Matrix DQ-Heavy-Line-Sideloader 16 to & 18 to.

Platform width max. 2000 mm, wider than 2000 mm on demand
mast fully lowered, mast fully extended, free lift



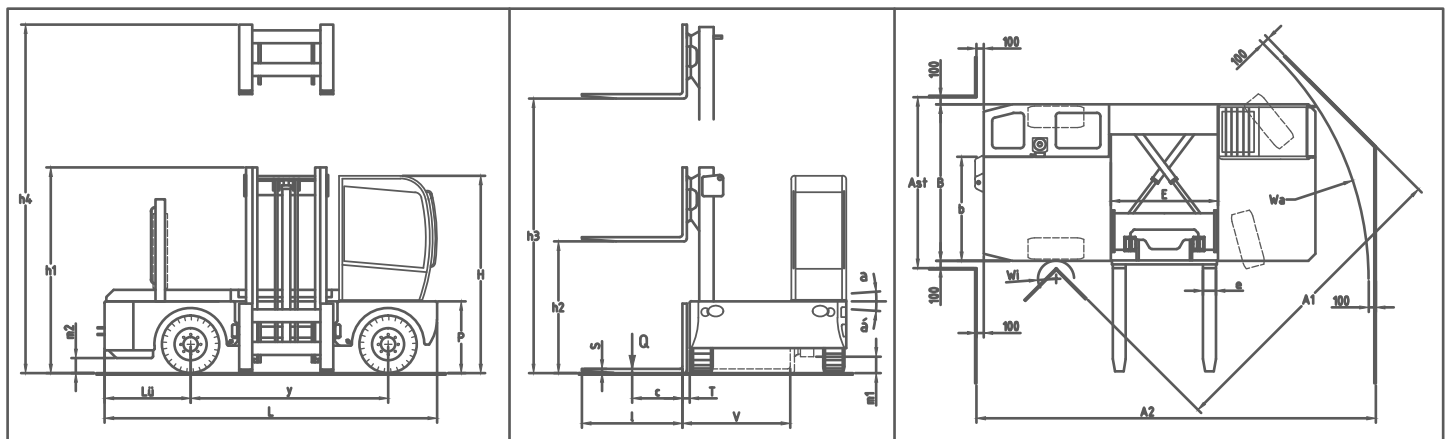
DQ 160-180 *				
	Lift height (h3)	Height lowered (h1)	Height extended (h4) **	Free lift (h5) **
Duplex-Mast without freelif	4000	3600	5660	0
	4500	3850	6160	0
	5000	4100	6660	0
	5500	4350	7160	0
	6000	4600	7660	0
Duplex- Freelif-Mast	4000	3700	5740	1960
	4500	3950	6240	2210
	5000	4200	6740	2460
	5500	4450	7240	2710
	6000	4700	7740	2960
Triplex-Mast	4500	3170	6240	1425
	5000	3330	6740	1585
	5500	3500	7240	1755
	6000	3670	7740	1925
	6500	3830	8240	2085
	7000	4000	8740	2255
	8000	4330	9740	2585

* ... and identical types in construction

** ... with standard carriage

RESIDUAL CAPACITY DQ 160 // DQ 180

Platform width (mm)	Lift height (mm)								
	4	4,5	5	5,5	6	6,5	7	7,5	8
1600	16000/18000	15310/17260	14740/16580	14190/15910	13560/15250	13020/14610	12500/13980	11900/13440	11400/12840
1800	16000/18000	15670/17860	15110/17190	14480/16520	13930/15870	13400/15220	12810/14600	12300/13980	11720/13380
2000	16000/18000	15750/17950	15180/17280	14620/16600	14060/16020	13520/15370	12990/14720	12470/14180	11960/13560



Manufacturer specifications and quality characteristics

				Bulmor industries GmbH			
Characteristics	1	Manufacturer					
	2	Type	manufacturer's type designation		DQ 160/16 (18)	DQ 180/16 (18)	
	3	Lifting capacity	Q	without stabilisers	t	16	18
	4	Load centre	c	distance	mm	800 (900)	800 (900)
	5	Drive	diesel, LPG, electro		diesel		
	6	Operator position	seated				
	7	Type of steering	V-solid rubber, L-pneumatic, front/rear		L / L	L / L	
	8	Wheels	number front/rear (X= drive wheels)		2/2X	2/2X	
Dimensions	9	Lift	h3	lift height	mm	4000	4000
	10		h2	free lift	mm	no free lift	no free lift
	11	Fork carriage	fork spread		mm	400 - 1600	500 - 1600
	12	Fork dimensions	W/D/L		mm	100/200/1600 (1800)	100/250/1600 (1800)
	13	Tilt of mast	forward/backward		Grad	±4,5° (±3,8°)	±4,5° (±3,8°)
	14	Overall dimensions	L	Overall length	mm	6900	6900
	15		B	Overall width	mm	2600 (2800)	2600 (2800)
	16		h1	height, mast lowered	mm	3600	3600
	17		h4	height, mast extended	mm	5660	5660
	18		H	overall height cabin	mm	3630	3630
	19	Platform	b	platform width	mm	1600 (1800)	1600 (1800)
	20		E	well width	mm	1800	1800
	21		P	platform height	mm	1650*	1650*
	22	Mast reach	T	fork face standout	mm	100	100
	23		V	traverse stroke	mm	1700 (1900)	1700 (1900)
	24	Overhang length	Lü		mm	1770	1770
	25	Turning radius	outer/inner		mm	7090 (7230) / 2270	7090 (7230) / 2270
26	Aisle width	Ast	for driving straight line	mm	2800 (3000)	2800 (3000)	
27		A1	for 90° turning	mm	5690 (5830)	5690 (5830)	
28		A2	for 90° turning within aisle	mm	9060 (9200)	9060 (9200)	
Performance	29	Speed	travel speed with/without load		km/h	24/25	22/25
	30		lift speed with 80% max. load/without load		m/s	0,2/0,25	0,2/0,25
	31		lowering speed with/without load		m/s	0,4/0,25	0,4/0,25
	32		traverse speed		m/s	0,25	0,25
	33	Drawbar pull			daN	8300	8300
34	Gradeability	with/without load		%	16/27	15/25	
Weight	35	Machine weight	without load		kg	28100 (28550)	29600 (30050)
	36	laden weight	front axle		kg	20200 (20330)	21800 (21430)
	37	laden weight	rear axle		kg	23900 (24220)	25800 (26120)
Chassis	38	Tyres	number front/rear		pcs.	2/2	2/2
	39		dimension front			16.00-25	16.00-25
	40		dimension rear			16.00-25	16.00-25
	41	Wheelbase	y		mm	4060	4060
	42	Track	front/rear		mm	2120/2120 (2320/2320)	2120/2120 (2320/2320)
	43	Ground clearance	with load m1 below mast		mm	300	300
44	with load m2 mid wheelbase		mm	400	400		
45	Service brake	front/rear		hydraulic / hydrostatic			
46	Parking brake	rear		electrohydraulic			
Transmission	47	Battery			start battery		
	48		voltage/capacity	V/Ah	24/135		
	49	Engine	manufacturer/model		Perkins 1206E-E70TTA Common Rail		
	50		max. rated power to DIN 70020		kW(PS)	186,5 (253,5)	
	51		rated speed		1/min	2200	
	52		cylinders/capacity (ccm)		6/7000		
	53	Transmission			hydrostatic		
	54	Clutch			seamless clutch		
	55	Stability			ISO 22915		

Technical changes reserved. * with wooden platform

01.05.2015 Rev.0



Timber, steel, aluminium, tubes etc. - our machines master all kinds of operations in most diverse industries.



References and applications



**Glued laminated timber
profiles
pipes
steel**

Our machines handle any long
and heavy material.
We offer comfortable and
safe handling of goods.

In the field of sideloaders and multidirectional sideloaders, Bulmor is the specialist in creating perfect solutions for each individual customer. Our products' profound quality coupled with robustness and safety makes us the ideal and reliable business partner.

Our bespoke sideloaders and multidirectional sideloaders are designed and produced in Bulmor's Upper-Austrian headquarters and excel through innovation, customer benefit, durability and great availability. As a matter of course, our machines are operated in the whole world, in different industries, from plastics and timber to concrete and steel applications.



- Sideloaders
- Multidirectional Sideloaders
- Ground Support Equipment

Head office Austria
Bulmor industries GmbH
Kickenau 1
A-4320 Perg

t +43 7262 58397-0
f +43 7262 52297-11
e info@bulmor.com

Branch office Germany
Bulmor Deutschland GmbH
Hurststraße 2
D-77815 Bühl

Branch office UK
Bulmor Lancer Ltd.
Chartmoor Road
Leighton Buzzard

